



SWEEPERS LINE

KOBRA



KOBRA

MUCH MORE  
THAN JUST A NICE BODY

**THE KOBRA IS A NEW WALK-BEHIND SWEEPER IDEAL FOR THE FAST, EFFICIENT SWEEPING OF SMALL AND MEDIUM SIZE AREAS.**

It is available either driven by a petrol engine (Honda) or battery powered. The electric version, which is extremely quiet and pollution free, is particularly suitable for indoor applications.

The KOBRA has a main brush of 550 mm, a total sweeping path of 780 mm, and boasts a working capacity close to 3.510 sq\m\h.

The Kobra's main brush, made-up with mixed PPL, allows for thorough cleaning of even the dustiest and most uneven floors. Coupled with a capacious rear dust collector and an ultra efficient polyester bag filter the Kobra delivers clean floors, effectively dust free (99,9%) with maximum filter life and minimal maintenance.

The Kobra: packed with features with productivity to match.

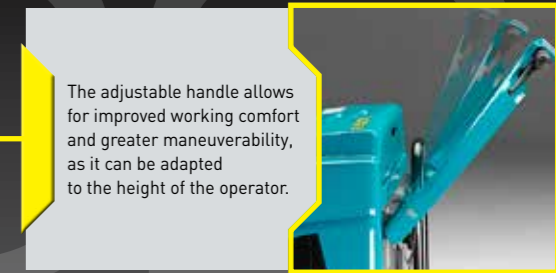
The only thing you won't believe is how much machine you get for so little money.

**VALUE ADDED FEATURES**

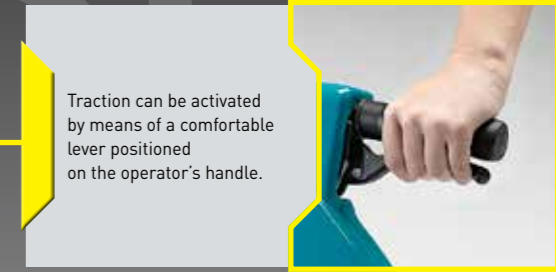
- MAIN BRUSH IN PPL, MIXED BRISTLES
- SIDE BRUSH, PPL
- TRACTION LEVER
- CHASSIS PROTECTED BY AUTOMOTIVE TYPE, ANTI-SHOCK BUMPERS
- HINGED HOOD IN SHOCK-ABSORBING MATERIAL
- FLAP RAISING DEVICE
- DIRT CONTAINER MOUNTED ON WHEELS
- ADJUSTABLE HANDLE
- PARKING BRAKE
- FILTER-SHAKING SYSTEM



The dashboard, located on the hood, is very simple to use and includes: vacuum cut-off device, side brush raising/lowering device, key switch.



The adjustable handle allows for improved working comfort and greater maneuverability, as it can be adapted to the height of the operator.



Traction can be activated by means of a comfortable lever positioned on the operator's handle.



Fine dust is filtered through a polyester bag filter, which allows for an excellent filtering rate (99,9%) and has a much longer lasting life than traditional filters. The filter can be cleaned thanks to an efficient mechanical shaker.



The main and side brush can be quickly replaced.



The large capacity rear container means minimum time loss for emptying. It is mounted on wheels, and it's equipped with a comfortable handle to allow for easier emptying.



The machine is equipped with a front flap lift device to allow for easier pick up of bulky debris.



The body of the machine is made-up with a special anti-shock material to protect the KOBRA from unwanted damage.

**KOBRA**



**VALUE ADDED OPTIONS**

- Class M filter
- Reduction refuse boxes
- Carpet cleaning kit
- Hour meter

**AVAILABLE VERSIONS**

KOBRA SH – with petrol engine, Honda

KOBRA ET – battery driven

**FIELDS OF APPLICATION:**


industrial sites, communities and vicinities, schools, offices, religious buildings, hospitals, public buildings, airports, ports, shopping malls, logistical depots, cleaning companies, and multi services.

**SUITABLE CLEANING SURFACES:**

ceramics, marble, cement/concrete, linoleum, non-slip surfaces, porcelain tiling, and many other dirty conditions...



TECHNICAL SPECIFICATIONS	KOBRA EB	KOBRA SH
Sweeping path with side brush	780 mm	780 mm
Sweeping path only main brush	550 mm	550 mm
Capacity of dirt container	40 Lt	40 Lt
Forward speed	4,5 km/h	4,5 km/h
Cleaning capacity	3.510 sq/m/h	3.510 sq/m/h
Filter type	polyester bag	polyester bag
Drive	self-traction	self-traction
Motor/Engine	1 x 12V - 600W	Honda 4 Hp
Battery system	12V	-
Weight (with battery)	127 kg	98 kg
Size (with brushes)	1.555 x 835 x 980 h	1.555 x 835 x 980 h



**AUTHORIZED DEALER**



**EUREKA s.r.l.**  
 Via dell'Industria, 32 - z.i.  
 35013 Cittadella PD ITALY  
 tel +39 049 9481800  
 fax +39 049 9481899  
 info@eurekasweepers.com  
 www.eurekasweepers.com



 [www.facebook.com/eurekasweepers](http://www.facebook.com/eurekasweepers)  
 [www.youtube.com/eurekasweepers](http://www.youtube.com/eurekasweepers)

